



# TARGET

CNC  
Turning Center

## LH 206

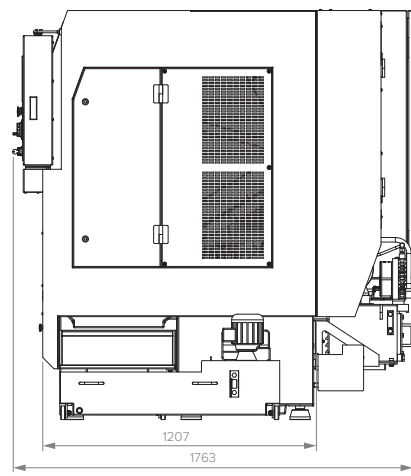
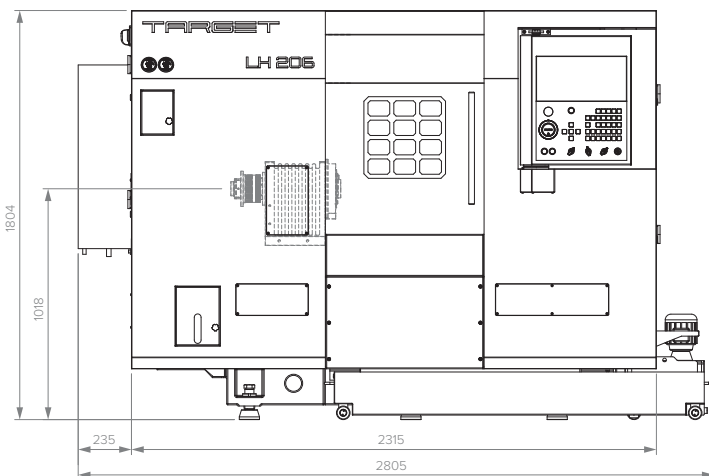
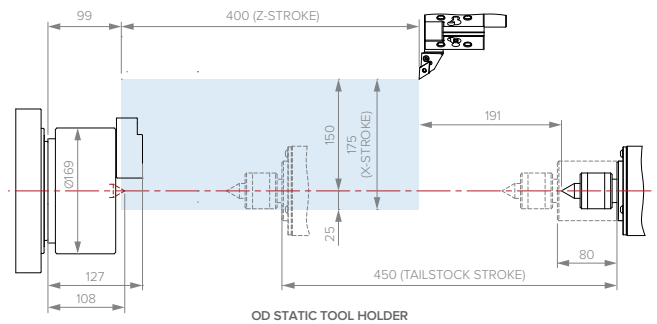
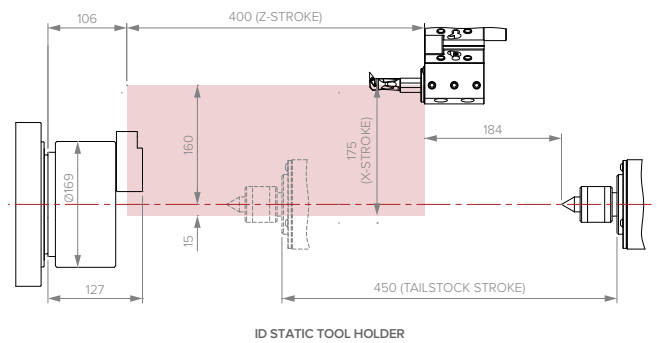
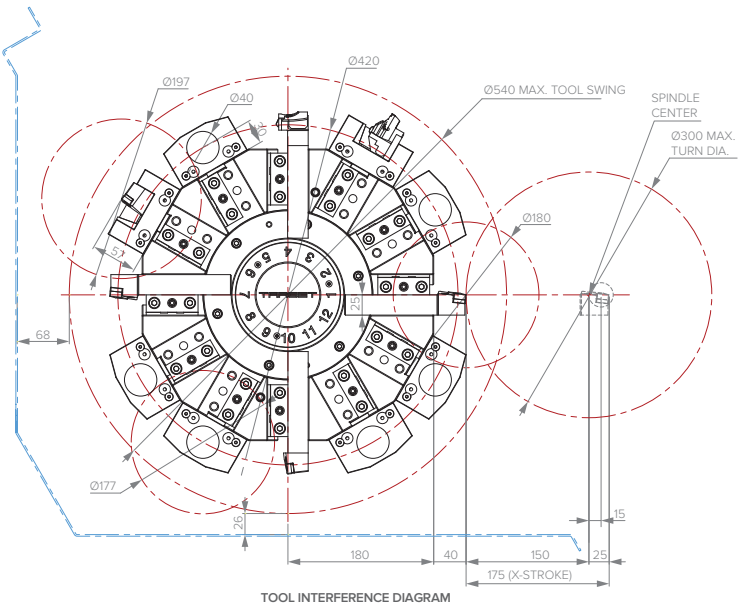
Turning 30 years  
of experience into perfection



SPECIFICATIONS

Item	Unit	LH 206
<b>Capacity</b>		
Turning Diameter (Max)	mm	Ø300
Turning Length (Max)	mm	400
Bar Capacity (Max)	mm	Ø40
Swing Over Cross Slide	mm	Ø340
Swing Over Way Covers	mm	Ø600
<b>Main Spindle</b>		
Spindle Nose	ASA	A2-5
Spindle Bore Diameter	mm	Ø50
Spindle Bearing Diameter (Front)	mm	Ø80
Chuck Size (Standard)	mm	Ø169
Spindle Speed (Standard/Option)	rpm	4500/6000
Spindle Power Continuous (30 min)	kW	5.5 (7.5)
<b>Turret</b>		
Type: Servo Index w/ Hydraulic Clamping		Slotted Tool Disc
No. of Tool Stations		12
Turning Tool Shank Size	mm	25 x 25
Boring Bar Diameter (Max)	mm	Ø40
Index Time (1 Station)	s	0.9
Index Time (180°)	s	1.6
<b>Live Tooling</b>		
No. of Live Tool Mounting Stations (Max)		
Live Tool Type		
Speed (Max)	rpm	Refer Model: LH 206M
Power (Max)	kW	
Torque (Max)	Nm	
<b>Feed Drives</b>		
X Axis Rapid Traverse	m/min	30
Z Axis Rapid Traverse	m/min	30
X Axis Stroke	mm	175
Z Axis Stroke	mm	400
Type of Guide Ways - X & Z Axes		LM Guides
<b>Tailstock</b>		
Quill Diameter	mm	Ø80
Quill Taper Size		MT-4
Quill Thrust (Max)	kg	500
Quill Stroke	mm	80
Tailstock Base Travel	mm	450
Type of Guide Ways		V & Flat
<b>C Axis</b>		
Least Programmable Value	deg	Refer Model: LH 206M
Rapid Traverse (Max)	rpm	
<b>Accuracies</b>		
Spindle Nose Run-out TIR (Max)	mm	0.005
Positioning Accuracy - X & Z Axes	mm	±0.010
Repeatability - X & Z Axes (Max)	mm	0.005
<b>Machine Size and Power</b>		
Length (w/o Chip Conveyor)	mm	2805
Height	mm	1804
Width	mm	1763
Height of Spindle Center	mm	1018
Weight	kg	3580
Power (w/o Options)	kVA	15
<b>Control</b>		
CNC System		FANUC/Mitsubishi/Siemens
Axis Drive		AC Digital Servo
Spindle Drive		AC Spindle Servo

Due to continuous improvements in design, the specifications are subject to change without notice.



<b>Other Variants</b>	CNC Turning Center LH 208, CNC Turning Center LH 210, CNC Turn-Mill Center LH 206M, CNC Turn-Mill Center LH 208M, CNC Turn-Mill Center LH 210M
-----------------------	--

<b>Machine Options</b>	Parts Catcher, Chip Conveyor, Steady Rest, Bar Puller, Bar Feeder
------------------------	---