


TARGET

CNC
Chucker

LC 105

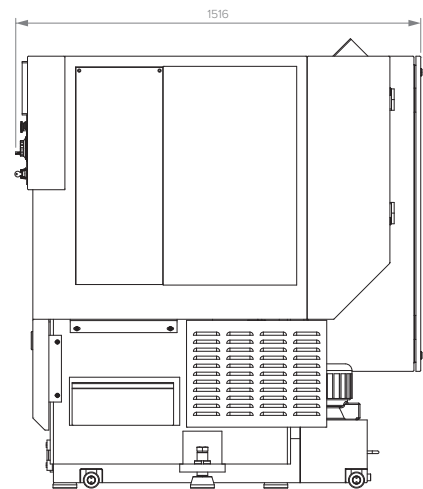
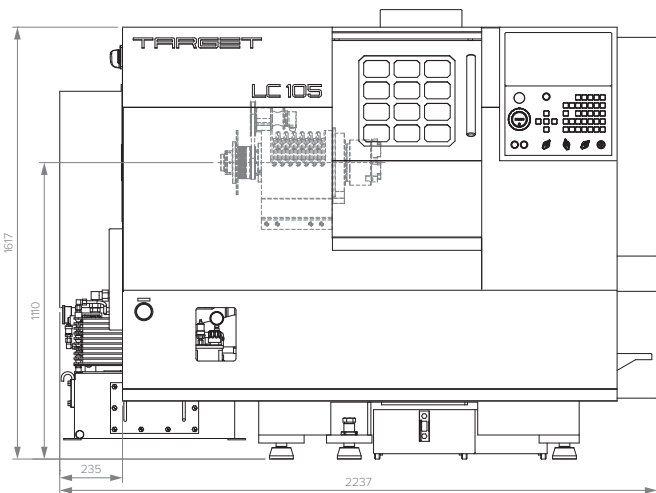
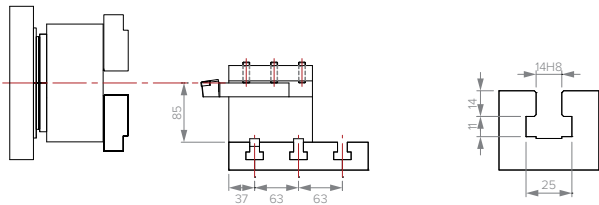
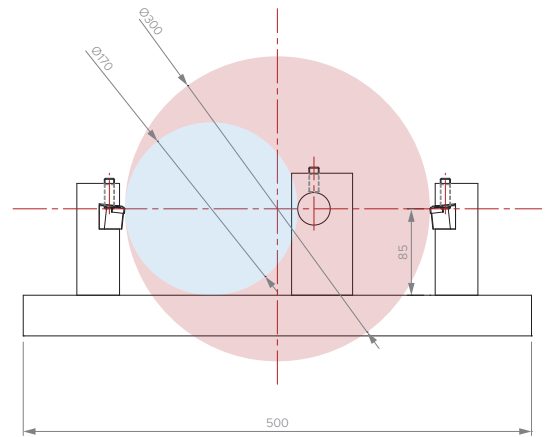
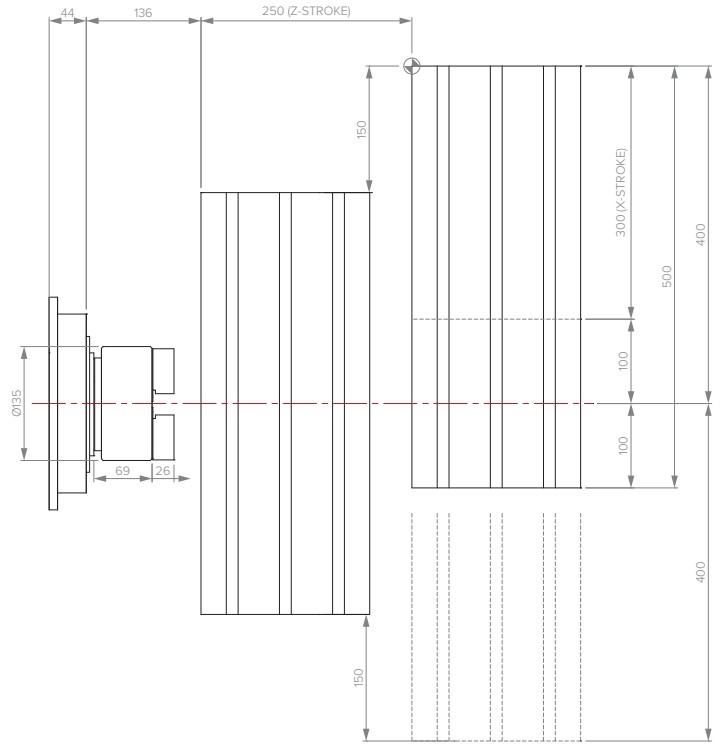
Turning 30 years
of experience into perfection



SPECIFICATIONS

Item	Unit	LC 105
Capacity		
Turning Diameter (Max)	mm	Ø160
Turning Length (Max)	mm	250
Bar Capacity (Max)	mm	Ø30
Swing Over Cross Slide	mm	Ø170
Swing Over Way Covers	mm	Ø450
Main Spindle		
Spindle Nose	mm	Flat Ø110
Spindle Bore Diameter	mm	Ø40
Spindle Bearing Diameter (Front)	mm	Ø70
Chuck Size (Standard)	mm	Ø135
Spindle Speed (Standard/Option)	rpm	6000/4000
Spindle Power Continuous (30 min)	kW	3.75 (5.5)
Turret		
Type		Linear Tooling
No. of Tool Stations		4
Turning Tool Shank Size	mm	20 x 20
Boring Bar Diameter (Max)	mm	Ø32
Feed Drives		
X Axis Rapid Traverse	m/min	24
Z Axis Rapid Traverse	m/min	24
X Axis Stroke	mm	300
Z Axis Stroke	mm	250
Type of Guide Ways - X & Z Axes		LM Guides
Tailstock		
Quill Diameter	mm	
Quill Taper Size		
Quill Thrust (Max)	kg	N/A
Quill Stroke	mm	
Tailstock Base Travel	mm	
Type of Guide Ways		
Accuracies		
Spindle Nose Run-out TIR (Max)	mm	0.005
Positioning Accuracy - X & Z Axes	mm	±0.010
Repeatability - X & Z Axes (Max)	mm	0.005
Machine Size and Power		
Length (w/o Chip Conveyor)	mm	2237
Height	mm	1617
Width	mm	1518
Height of Spindle Center	mm	1110
Weight	kg	1750
Power (w/o Options)	kVA	10
Control		
CNC System	FANUC/Mitsubishi/Siemens	
Axis Drive	AC Digital Servo	
Spindle Drive	AC Spindle Servo	

Due to continuous improvements in design, the specifications are subject to change without notice.



Variants in this Series CNC Turning Center LH 105
CNC Chucker LC 106

Other Series CNC Turning Centers LH 200 Series
CNC Turn-Mill Centers LH200M Series

Machine Options Parts Catcher, Chip Conveyor, Bar Puller, Bar Feeder